







Lower Key Stage 2— Terrible Tudors! Spring Term 2023

Week 1 & 2 : Non Fiction	Week 3 & 4: Fiction	Week 5 & 6:	Week 7 & 8: Poetry	Week 9 & 10: Fiction	Week 11 & 12: N-Fiction
<p>Recounts, Diary Entries, Letters</p> 	<p>Narrative: Ghost & Mystery Story writing</p> 	<p>Book Week Shakespeare Play scripts & Drama</p> 	<p>Performance Poetry about Henry VIII's wives!</p> 	<p>Discussions & Balanced Arguments Newspapers & Non-fiction fate of Henry VIII Wives</p> 	<p>Henry VIII Life</p> 

Session 1 Immersion Day—The Terrible Tudors

The chn will learn about the significance of the Tudor Rose, and make their own. They will take part in an interactive museum workshop with Ancient House and learn all about Tudor Table etiquette. We will make Tudor Ruffs to wear for our Traditional Tudor Banquet!



Session 1: History

LO: I am learning to use more than one source of evidence for historical enquiry in order to gain a more accurate understanding of history.

Chn uses sources of evidence to discover who Henry V111 really was.



Session 2: History

LO: I am learning to Place events, artefacts and historical figures on a time line using dates.

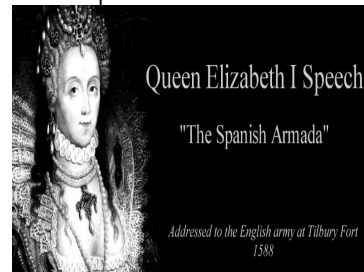
Find out about The Tudor monarch—who, what, when and why.



Session 3: History

LO: I am learning to describe different accounts of a historical event, explaining some of the reasons why the accounts may differ.

Chn sequence key events in the course of the Armada and why Queen Elizabeth I, as a cautious ruler,



Session 4: History

LO: I am learning to suggest causes and consequences of some of the main events and changes in history.


Chn create their very own 'honest' Elizabeth I portraits.



Session 3: History

LO: I am learning to describe the social, ethnic, cultural or religious diversity of past society.

Chn compare/contrast different Tudor lifestyles and present their findings.



Session 6: History

LO: I am learning to use English, computing skills to communicate Information about the past and present this information and ideas.

Chn create persuasive posters about 'Tudor Leisure activities.



Geography— Terrible Tudors! Spring 1st and 2nd 2023



Session 1: Geography

LO: I am learning to locate London on a variety of Maps, globes & atlas.

Chn locate London and learn what boroughs make up London. Look at the population of London-how does it compare to Suffolk?



Session 2: Geography

LO: I am learning to identify the physical geographical features of London in the Tudor times and Modern day times.

Chn look at the differences/similarities of Tudor London compared to Modern Day London.



Session 3: Geography

LO: I am learning to compare the human features' of London in the Tudor times to Modern times.

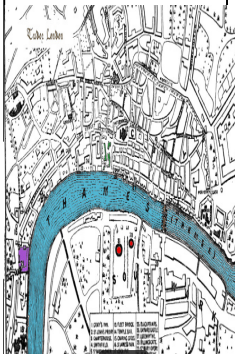
Chn look at the differences/similarities of Tudor London compared to Modern Day London.



Session 4: Geography

LO: I am learning to describe land and river use in London in the Tudor times to Modern day times.

Learn about land/river use in Tudor London compared to modern day London.



Session 15: Geography

LO: I am learning to explore the impact of trade on life in Tudor London and compare it to Modern London.


Find out about trade uses on the River Thames in the Tudor Times and compare to what the river Thames is used for today.



Session 4: Geography

LO: LO: I am learning to explore the impact of trade on life in Tudor London and compare it to Modern London.

Create a visual presentation in the style of their choice about Tudor London compared to Modern day London.




We will learn all about the physical and human features of London as it is Today and in the Tudor Times. They will learn about the land use in both historical eras and explore how trade was vital to Tudor London/River Thames.

ART: Spring 1st and 2nd Term 2023

Session 1: Art

LO: I am learning to use a developed colour vocabulary to describe what I like about Artwork.

Chn explore/ discuss authentic visuals of Henry the VIII.– what do they like/dislike about the colours and the artistic representations of the King?



Session 2: Art

LO: I am learning mix a variety of colours and know which primary colours make secondary colours.

Use the cross section part of Holbein's image, chn paint their section, so the colour compliment the original image.



Session 3: Art

LO: I am learning to make and match colours with increasing accuracy.

Chn paint the other half of Henry's portrait completed a whole painted portrait of him.



Session 4 : Art

I am learning to create different effects and textures with paint according to what they need for the task.

Chn now paint the whole portrait, using colours/brushes to add texture/effects to their painting.



Session 5: Art

I am learning to show increasing independence and creativity with the painting process.

Chn create and evaluate their final Tudor portrait in the style of Hans Holbein. They will also make a gold, gilt frame to showcase their artwork in!



We will create their very own Henry V111 Portrait, using oil paint, thinking about texture/effects. They will then design a gold, gilt frame to make it look like the Holbein original!

DT: Spring 1st and 2nd Term 2023

Session 1: DT

LO: I am learning to understand how pneumatic systems work

Chn complete an experiment on pneumatic systems and then take part in a quiz to determine new knowledge.

Session 2: DT

LO: I am learning to design a toy that uses a pneumatic system

Chn design and make a toy for Year 1 pupils to help them understand that pneumatic systems can be used to create movement.



Session 3: DT

LO: I am learning I can create a pneumatic system to create a desired motion

Chn create their design sheets and run through exactly how their design will work and what the movement would look like.



Session 4: DT

LO: I am learning test and finalise ideas against design criteria

Chn will complete their pneumatic toys, adding decoration and detail to make it look like their design.

Session 5: DT

LO: I am learning create a model and evaluate my product against design criteria and the intended user and purpose.

Chn evaluate their final product.



We will create an authentic Tudor Toy that had a Pneumatic system. It may have a pneumatic mouth, tongue, eyes or ears-it's up to them to design their toy and get their pneumatic systems working!

Lower Key Stage 2— *Terrible Tudors!* Spring Term 2023

ICT:

We will be learning about spread-sheets, logos and writing for different purposes

(4.3, 4.4 and 4.5)



MUSIC:

We will be developing Pulse and Groove Through Improvisation

How does Music Improve our world?

Creating simple melodies together

How does music teach us about our community?



French:

Language Angels

We will be learning about how to talk about

Vegetables and Ancient Britain




P.E:

Swimming, Dance & Tag Rugby



R.E:

We will be learning about dharma through Hinduism and equality through Sikhism.



PSHE: Jigsaw

Dreams and Goals
Healthy Me



Science

Spring 1st & 2nd Animal including Humans–

We will be describing the simple functions of the digestive system in humans. Identify the different types of teeth and their functions. Identify producers, predators and prey.

Session 2: Science

I am learning to explain key vocabulary associated with the digestive system.

Chn create flip strips/ Vocappularies for the digestive systems.



Session 3: Science

L.O. I am learning to order the parts of the digestive system in humans.

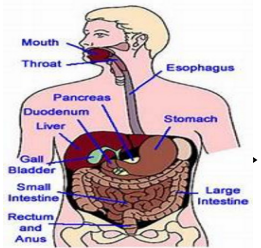
Chn to design/make a digestive system apron.



Session 1: Science

L.O. I am learning to explain what I already know about the digestive system.

Chn to complete the digestive activity and quiz.



Session 4: Science

L.O. I am learning to describe the simple functions of the digestive system in humans.

Chn plan experiment.



Session 5: Science

I am learning to describe the simple functions of the digestive system in humans.

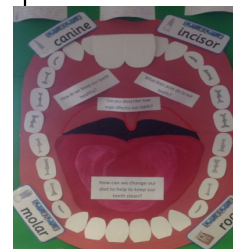
Carry out poo experiment.



Session 6: Science

I am learning to identify different types of teeth in humans and their simple functions.

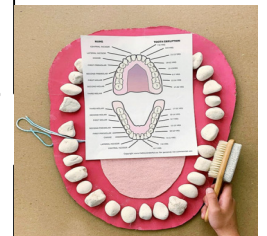
Chn label teeth diagram



Session 7: Science

I am learning to identify different types of teeth in humans and their simple functions.

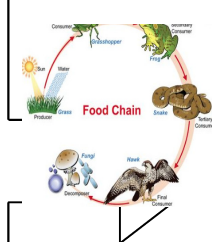
Chn make mouth models to Identify teeth types.



Session 8: Science

L.O. I am learning to understand food chains and the roles of plants and animals

Chn make a food chain web/ wheel.



Session 9: Science

L.O. I am learning to understand food chains and the roles of plants and animals

Chn make their chomping food chains



Session 10: Science

L.O. I am learning to understand food chains and the roles of plants and animals within them

Chn revise food chains

