



# Owlets Home Learning

Friday 26<sup>th</sup> June 2026



## English/Phonics

Choose some of the objects in the picture to label.  
Can you pick three to put in a silly sentence? Say it aloud to an adult.

e.g. The pig had a green skirt and rode in the car.





## Maths

We are practising number bonds to 10 (two numbers that add together to make 10).

### You will need:

- 10 small objects (Lego bricks, buttons, pebbles, pasta, toy animals, etc.)
- Two bowls, plates or containers
- A grown-up or sibling to play with

### What to do:

1. Count out 10 objects.
2. Hide some in one bowl and put the rest in the other bowl.
3. Count how many are in each bowl.
4. Say the number bond: "    and     make 10."

For example: 3 and 7 make 10.


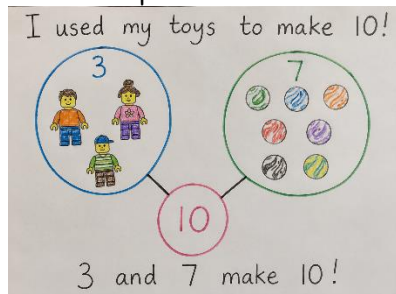
5. Mix them up and try again!

*Challenge:* Can you count the objects in one bowl and then work out how many must be in the other bowl without looking?

### Super Challenge

Can you:

- Find all the different ways to make 10. Can you write them down in order? Can you use the + and = signs?
- Draw a picture of a number bond?



- Build it with Lego?

## Understanding the World – Science/Geography

### Challenge 1: My Favourite Animal

Choose your favourite animal and become an animal expert!



What is your animal called?



Where does it live? (Its habitat)

What does it eat?

Is it a **herbivore**  (eats plants) or a

**carnivore**  (eats animals)?

Draw a picture of your animal and tell us one interesting fact.



### Challenge 2: Make a Simple Food Chain

A food chain shows who eats who!



Can you create a simple food chain using drawings, photos, pictures from magazines or toys.

Here are some ideas:



Grass →  Rabbit →  Fox





Seaweed →  Crab →  Seagull



Seagrass →  Turtle →  Shark



Flower →  Caterpillar →  Bird