

Key Stage 1— Autumn 1 Cycle A - Amazing Australia!

<u>Week 1</u>  <u>Instructions</u>	<u>Week 2</u>  <u>Instructions</u>	<u>Week 3</u>  <u>Poems on a theme</u>	<u>Week 4</u>  <u>Repetitive Stories</u>	<u>Week 5</u>  <u>Repetitive Stories</u>	<u>Week 6</u>  <u>RE Literacy Week</u>
---	---	--	---	---	---

Music
Charanga

Introducing Beat

***How can we
make friends
when we sing
together?***

PE

Complete PE

**Locomotion:
Running**

Dance: Growing

Computing

Purple Mash

**Touch Typing
Effective Searching (Unit 2.5)**

RE-Judaism

Baptism/Church

***Why is belonging to
God and the church
family important to
Christians?***

PSHE

Jigsaw

Being Me in My World

Art- Aboriginal art

Session 1: Art—Aboriginal Art and Culture

LO: I am learning about the work of a range of artists, craft makers and designers and making links to their own work.

We will look at some examples of aboriginal art and develop their own techniques on how to create patterns using dots.



Session 2: Art—Printing tools

LO: I am learning to make marks in print with a variety of objects. .

We will use the skills they developed in previous lesson to explore marks of different tools.



Session 3 Art—Using tools


LO: I am learning to explore printing simple pictures with a range of hard and soft materials e.g. cork, pen barrels, cotton buds etc.



Session 4: Art—

LO: I am learning to carry out different printing techniques.

Children to create their own printing tile using what we know.



Session 5: Art—Aboriginal Art and Culture

LO: I am learning to build a repeating pattern and recognise pattern in the environment.

Children to look different patterns and prints in aboriginal artwork. Use these ideas to inspire their own pattern making.



Session 6: Art—Aboriginal Art and Culture

LO: I am learning to evaluate my work and think about ways to improve.

Children to evaluate their artwork.



Geography- Place Knowledge

Session 1: Geography—Maps

LO: I am learning to look at maps of the world to locate a country. I am learning to make links between satellite / aerial images, globes and 'flat' maps to support understanding of what maps are and how they work.

We will identify where Australia is on a world map and identify the different states.



Session 2: Geography—Physical Features

LO: I am learning to name and locate the UK and at least one other continent. (Australasia)
I am learning to locate the Pacific and Indian Oceans and Australia on a map.

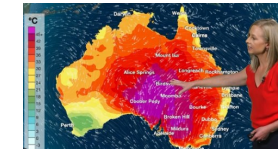
We will be exploring different kinds of maps



Session 3: Geography— weather

LO: I am learning to describe the weather of this country.

We will be exploring the Australian weather and how it compares to the UK.



Session 4: Geography—

LO: I am learning to make comparisons between Australia and our own country.

We will be exploring an Australian settlement.



Session 5: Geography—

LO: I am learning to make comparisons between Australia and our own country.

We will be exploring Thetford and beginning to make comparisons.



Session 6: Geography— comparing

LO: I am learning to look closely at an Australian settlement and compare to Thetford Forest.

We will be comparing an Australian settlement and compare to Thetford Forest.




Science- Living things and their Habitats (Part 1)

Seasonal Changes

Session 1: Science- Dead or Alive?

LO: I am learning to explore and compare the differences between things that are living, dead, and things that have never been alive.

We will be going on a walk to collect a range of objects. We will be looking at our collections and deciding whether the things we have collected are living or dead. We will record our findings.



Session 2: Science- Has it ever been alive?

LO: I am learning to explore and compare the differences between things that are living, dead, and things that have never been alive.

Explore a selection of objects and sort into whether something is dead or was once living.



Session 3: Science- Matching animals and habitats

LO: I am learning to identify that most living things live in habitats to which they are suited and describe how different habitats provide for the basic needs of different kinds of animals and plants, and how they depend on each other.

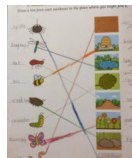
We will think about and discuss the habitats of different animals, attempting to match them correctly.



Session 4: Science- Comparing two habitats

LO: I am learning to identify that most living things live in habitats to which they are suited and describe how different habitats provide for the basic needs of different kinds of animals and plants, and how they depend on each other.

We will be choosing two animals and comparing the habitats in which they live.



Session 5: Science- Who lives where?

LO: am learning to identify that most living things live in habitats to which they are suited and describe how different habitats provide for the basic needs of different kinds of animals and plants, and how they depend on each other.

Look at what sort of animals would be suited to specific types of habitat. Record where animals may go based on how they are suited.



Session 6 Science- Autumn Trail Journey Stick

LO: I am learning to observe changes across the four seasons.

We will go on an autumn walk and will look for evidence of the season of autumn. We will collect evidence in the form of a journey stick and make collections to display and discuss.



Key Questions– Art

1. What kind of art have you been exploring?
2. What could you use to print?
3. What happens when you print with a cotton bud?
4. Tell me about things you need to remember when printing your aboriginal art pictures
5. What do you do when you evaluate your work?

Key Questions– Geography

1. Can you name a state in Australia?
2. Can you name a physical feature?
3. Can you name a human feature?
4. What is the same about Australia and where you live?
5. What is different about Australia and where you live?

Key Questions– Science

1. Can you name something that is living and something that is dead?
2. What is a habitat?
3. Can you give an example of an animal and their habitat?
4. Can you tell me why your animal is best suited to their habitat?
5. Tell me about the season we are in.