

Upper Key Stage 2— Summer 1st and 2nd 2023

Elveden Goes to War


Descriptive
Writing



Informative
Texts- Biog-
raphies



War Poetry



Fables



Informative
Texts- Leaflet/
brochure



Key Stage 2 Production:

Speaking and Listening

Reading

Drama

Music

Design and Technology: Summer 1st and 2nd Term 2023

Session 1: DT: Stuffed Toys.

L.O. Design a stuffed toy, considering the main component shapes of their toy.

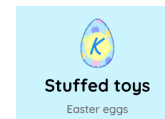
Children to design a stuffed toy for an evacuee.



Session 2: DT: Stuffed Toys.

L.O. Create an appropriate template for their stuffed toy.

Children to create a template for their soft toys.



Session 3: DT: Stuffed Toys.

L.O. Join two pieces of fabric using a blanket stitch.

L.O. Neatly cut out their fabric.

Children to begin to make their



Session 4: DT: Stuffed Toys.

L.O. Use appliqué or decorative stitching to decorate the front of their stuffed toy.

Children to decorate their toys using decorative stitching.



Session 5: Stuffed Toys.

L.O. Use blanket stitch to assemble their stuffed toy, repairing when needed.

Children to complete their toys.



Session 6: Stuffed Toys.

L.O. Identify what worked well and areas for improvement.

Children to evaluate their stuffed toy models.

5 Key Questions: DT

1. Which different stitches did you learn?
2. What are you trying to make?
3. What did you need to consider when designing your toy?
4. Who is your toy for?
5. What could you have done to improve your toy further?

History— Summer 1st and 2nd Term 2023

Session 1: History: Session 1: History: LO: I can use a variety of sources critically when learning about a past event in British History.

Children working in groups define reliability of sources.

Newspapers, photos, posters, propaganda, letters from the front.



Session 2: History: L.O. To continue to develop chronologically secure knowledge and understand of British, local and world history.

Time line of events which ensured the start of WWI



Session 3: L.O. To study a significant turning point in British history– WW1.

Children to investigate what trenches were like, daily life in a trench etc.



Session 4: History: L.O. To study a significant turning point in British history – WW1.

Children to choose a famous WW1 Battle and to create a poster about what happened and the impact it had on the war. Children to then present to the class in small groups.



Session 5: History: L.O. I am learning to perform study of an aspect of history or a site dating from a period beyond 1066 that is significant in the locality.

Children to research and learn about Elveden's use during WW1– explosives testing. Said to be the most secret base in the



Session 6: History: L.O. I can use a variety of sources critically when learning about a past event in British History.

Children to visit the graveyard at Elveden church and see the WW1 graves. Also to choose a soldier and research them online.



Session 7: History: L.O. I can use a variety of sources critically when learning about a past event in British History.

Children to make a factfile/ poster about the soldier they have researched. Encourage children to also explore any family members that served in WW1 or 2.



5 Key Questions: History

1. What was life in the trenches like in WW1?
2. Why was Elveden very important in WW1?
3. Who won WW1?
4. What effects did WW2 have on the people of the United Kingdom?
5. What was the Holocaust?

History— Summer 1st and 2nd Term 2023


Session 8: History: WW2: History: L.O.
I am learning to perform a study of an aspect of history that is significant in the locality.

Children to understand the events that triggered the beginning of WW2, including the significance WW1 had in leading up to the 2nd World War.



Session 9: History: L.O. I can use a variety of sources critically when learning about a past event in British History.

Children to analyse sources, identifying the impact on the home front during WW2: rationing, bombing, evacuation etc.



Session 10: History: L.O. To study a significant turning point in British history— WW2.

Children to understand the need to evacuate and the devastation of the Blitz. Are there any people in our locality still alive who have memories of the 2nd World War? Invite them in!



Session 11: History: L.O. I am learning to explore the changing powers of leaders and the impact they can have.

Children to learn about the holocaust using drama activities and hot seating. Children to understand the impact of the holocaust and why it still affects people throughout the world today.



5 Key Questions: History

1. *What was life in the trenches like in WW1?*
2. *Why was Elveden very important in WW1?*
3. *Who won WW1?*
4. *What effects did WW2 have on the people of the United Kingdom?*
5. *What was the Holocaust?*

Geography— Summer 1st and 2nd Term 2023

Session 1: Geography: L.O. I am learning to locate the world's countries, using maps to focus on Europe (including the location of Russia).

Children to map out and locate all the countries involved in WW1 in Europe.



Session 2: Geography: L.O. I am learning to locate the world's countries, using maps to focus on Europe (including the location of Russia).

Children to identify countries that were invaded, key battle ground and how country borders changed during the war.



Session 3: Geography: L.O. I am learning to locate the world's countries, using maps to focus on Europe (including the location of Russia).

Children to identify which countries fought in World War 2 and compare to the countries involved in World War 1. Children to also identify alliances between countries.



5 Key Questions: Geography

1. Which countries were involved in WW1?
2. Which was the first country invaded by Germany in WW2?
3. Why was this such a key event in history?
4. What were the various modes of transport used in the war?
5. How would the war have effected the population of these countries involved?

Science

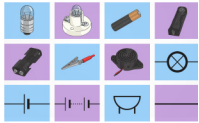
Summer 1st Term 2023:

Session 1: Science: Complete circuits!

L.O. To use recognised symbols when representing a simple circuit in a diagram.

Children to begin by being given 1 bulb, 1 wire and 1 battery to make a complete circuit.

Children to look at the history of electricity and how it has changed our lives and also draw the symbols for parts of the circuits.



Session 2: Science: Light Brightness!

L.O. Associate the brightness of a lamp or the volume of a buzzer with the number and voltage of cells used in the circuit.

Children to investigate batteries and light brightness.



Initial Assessment: Initial Assessment.

LO: I am learning to use scientific vocabulary linked to our topic of learning.

LO: I am learning to explain what I already know about electricity. Creating a mind-map. Vocab taught in tiers.



Session 3: Science: Wire investigation.

L.O. Compare and give reasons for variations in how components function, including the brightness of bulbs, the loudness of buzzers and the on/off position of switches.

Children to investigate wire length and its affect on bulb brightness.

Write up investigation.



Session 4: Science: Electricity investigation.

L.O. Compare and give reasons for variations in how components function, including the brightness of bulbs, the loudness of buzzers and the on/off position of switches.

Children to look at why scientist are needed to be accurate and trusted in their results and participate in another investigation. Write up investigation.

5 Key Questions: Science: Electricity

1. *How did electricity change our lives?*
2. *Why does a bulb shine brighter?*
3. *What is the symbol for a battery?*
4. *What is voltage?*
5. *Why is a circuit called a circuit? What happens if it is broken?*

Science

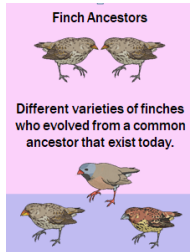
Summer 2nd Term 2023: Revision Sessions

Session 1: Science: Evolution and Inheritance.

L.O. Recognise that living things produce offspring of the same kind, but normally offspring vary and are not identical to their parents.

Identify how animals and plants are adapted to suit their environment in different ways and that adaptation may lead to evolution.

Recap session on the two key objectives from the Evolution and Inheritance module.



Session 2: Science: Earth and Space

L.O. Describe the Sun, Earth and Moon as approximately spherical bodies .

L.O. describe the movement of the Earth, and other planets, relative to the Sun in the solar system

L.O. Describe the movement of the Moon relative to the Earth.

Earth and Space Revision Session.



Session 3: Science: Forces

L.O. Explain that unsupported objects fall towards the Earth because of the force of gravity acting between the Earth and the falling object.

L.O. Identify the effects of air resistance, water resistance and friction, that act between moving surfaces.

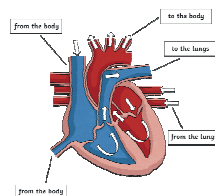
Forces Revision Session.



Session 4: Science: Animals Including Humans Y6.

L.O. Identify and name the main parts of the human circulatory system, and describe the functions of the heart, blood vessels and blood.

Heart and Blood Revision Session.



5 Key Questions: RE: Resurrection

1. *What does resurrection mean?*
2. *Who did Jesus raise from the dead?*
3. *How did the first followers of Jesus react to his death and resurrection?*
4. *How do people mark the end of life?*
5. *What is the road to Emmaus?*

5 Key Questions: ICT: Networks

1. *What is the official name for the internet?*
2. *What are LAN and WAN?*
3. *How old is the internet?*
4. *What do you think might be possible for the future of technology?*
5. *Who is Tim Berners-Lee?*

5 Key Questions: PSHE: Changing me.

1. *What 'pressures' do we face to look 'cool' fashionable all the time?*
2. *How are new freedoms connected to new responsibilities?*
3. *What are the stages by which a baby grows and develops through pregnancy?*
4. *Can you imagine how a new born baby's parents must feel when the birth is over?*
5. *Does having the latest fashion, hairstyle, 'look' make us happy in the end?*

5 Key Questions: RE: Happiness through Humanism

1. *Does a humanist believe in God?*
2. *What kind of 'theist' is a humanist?*
3. *What are the most important things to humanists?*
4. *Where do humanists look for answers?*
5. *What is empathy?*

5 Key Questions: ICT: Quizzing

1. *What is a picture-based quiz?*
2. *What is a grammar quiz?*
3. *Where do we use quizzes in our daily lives?*
4. *What programme can you use to make a quiz?*
5. *Which kind of quiz do you like best?*

5 Key Questions: PSHE: Relationships

1. *What can we do to help our mental health?*
2. *What would you suggest if a person starts to feel sad, anxious or worried about something?*
3. *What are the right and wrong ways of standing up for yourself or others?*
4. *What are the SMARTT rules?*
5. *Why is it important to keep yourself safe online?*

SMSC:

Cultural Day



Artist Day:

Andy Warhol and Anni Albers



ICT:

Purple Mash: Networks (Unit 6.6) and

Quizzing (Unit 6.7)



Music:

Clarinets



P:E:

Cricket, dance,
rounders and athletics



R. E:

Resurrection through Christianity and

Happiness through Humanism



P.H.S.E :

Relationships and
Changing Me
(Jigsaw)



French:

Language Angels: Healthy Living and
WW2 (optional)

